

Categor



| Category | 2000M | 2002D | 2005J | 2010D | 2012E | Fd 35 | Other | Grand Total |
|-------------------|-------------------|-------------------|-------|-------|-------|------------------|-------|-------------------|
| 2001 | | | | | | | | |
| 2001 Total | 451,646 | | | | | | | 451,646 |
| 2002 | | | | | | | | |
| 2002 Total | 9,763,982 | 279,912 | | | | | | 10,043,894 |
| 2003 | | | | | | | | |
| 2003 Total | 18,902,911 | 12,599,491 | | | | | | 31,502,401 |
| 2004 | | | | | | | | |
| 2004 Total | 82,006,893 | 9,979,572 | | | | 1,265,101 | | 93,251,566 |



| Category | 2000M | 2002D | 2005J | 2010D | 2012E | Fd 35 | Other | Grand Total |
|-------------------|---------------------|-------------------|------------------|-------|-------|-------------------|-------------------|--------------------|
| 2005 | | | | | | | | |
| 2005 Total | 44,416,362 | 71,576,097 | | | | 13,572,559 | | 129,565,018 |
| 2006 | | | | | | | | |
| 2006 Total | 9,236,824 | 41,617,673 | 579,991 | | | 12,438,785 | | 63,873,273 |
| 2007 | | | | | | | | |
| 2007 Total | (18,330,103) | 57,742,592 | 4,147,274 | | | 16,039,092 | 24,900,038 | 84,498,893 |



| Category | 2000M | 2002D | 2005J | 2010D | 2012E | Fd 35 | Other | Grand Total |
|-------------------|------------------|--------------------|-------------------|-------|-------|-------------------|-------|--------------------|
| 2008 | | | | | | | | |
| 2008 Total | 54,522 | 110,660,038 | 17,538,320 | | | (17,716) | | 128,235,163 |
| 2009 | | | | | | | | |
| 2009 Total | (441,992) | 0 | 46,571,735 | | | 37,991,884 | | 84,121,627 |
| 2010 | | | | | | | | |
| 2010 Total | | | 74,879,440 | | | 1,141,096 | | 76,020,536 |
| 2011 | | | | | | | | |
| 2011 Total | (0) | (0) | 79,793,987 | | | 20,438,952 | | 100,232,939 |




| Category | 2000M | 2002D | 2005J | 2010D | 2012E | Fd 35 | Other | Grand Total |
|--------------------|--------------------|--------------------|--------------------|--------------------|-------------------|--------------------|-------------------|----------------------|
| 2012 | | | | | | | | |
| 2012 Total | 0 | | 88,453,341 | 17,762,590 | | | | 106,215,931 |
| 2013 | | | | | | | | |
| 2013 Total | | | 6,213,598 | 30,528,493 | | 24,946,405 | 15,187,673 | 76,876,168 |
| 2014 | | | | | | | | |
| 2014 Total | | | 4,126 | 92,681,650 | 28,285,506 | 79 | | 120,971,361 |
| Grand Total | 146,061,044 | 304,455,376 | 318,181,810 | 140,972,733 | 28,285,506 | 127,816,236 | 40,087,711 | 1,105,860,416 |






Expenditures (cont.)



| Category | 2000M | 2002D | 2005J | 2010D | 2012E | Fd 35 | Other | Grand Total |
|---------------|-------------|-------------|-------------|-------------|------------|-------------|------------|-------------|
| Bond Sales | 150,000,000 | 299,997,483 | 322,409,709 | 139,835,000 | 84,685,000 | | | 996,927,191 |
| Other Revenue | 7,093,240 | 15,657,621 | 3,094,581 | 1,353,620 | 0 | 139,602,452 | 43,643,195 | 210,444,709 |






| Row Labels | Primary Ref | Transaction Description | 2000M | 2002D | 2005J | Other | Grand Total |
|-------------------------|-------------|-------------------------|--------------------|-----------------|-----------------|-----------------|--------------------|
| 2002 Audit | | | | | | | |
| 6/29/2003 | JE515717 | | | | | | |
| 2002 Audit Total | | | (141,903) | | | (18,951) | (160,854) |
| 2003 Audit | | | | | | | |
| 7/1/2001 | JE511239 | | | | | | |
| 10/31/2002 | JE513332 | | | | | | |
| 6/29/2003 | JE515951 | | | | | | |
| | JE515956 | | | | | | |
| 2003 Audit Total | | | (2,451,949) | | | | (2,451,949) |
| 2004 Audit | | | | | | | |
| 11/30/2003 | JE516277 | | | | | | |
| 2/29/2004 | JE517878 | | | | | | |
| 2004 Audit Total | | | 3,401,218 | | | 218,257 | 3,619,475 |
| 2006 Audit | | | | | | | |
| 7/1/2006 | Beg Bal | | | | | | |
| 2006 Audit Total | | | 99,877 | (99,877) | | | 0 |
| 2008 Audit | | | | | | | |
| | JE532173 | | | | | | |
| | JE532174 | | | | | | |
| 2008 Audit Total | | | | | (58,278) | | (58,278) |
| Grand Total | | | 907,243 | (99,877) | (58,278) | 199,306 | 948,394 |

| Cost Code Description | 2000M | 2002D | 2005J | 2010D | 2012E | Fd 35 | Other | Grand Total |
|------------------------------|----------------|------------------|------------------|------------------|--------------|--------------|--------------|--------------------|
| Pre-Design | 964,788 | 2,453,463 | 2,725,918 | 1,806,322 | | | | 7,950,492 |



| Cost Code Description | 2000M | 2002D | 2005J | 2010D | 2012E | Fd 35 | Other | Grand Total |
|-----------------------|-----------|-----------|-----------|------------|-----------|-----------|-----------|-------------|
| Program Coordination | 5,625,195 | 3,096,827 | 6,813,293 | 12,132,641 | 1,644,240 | 1,479,130 | 1,223,052 | 32,014,376 |





| Cost Code Description | 2000M | 2002D | 2005J | 2010D | 2012E | Fd 35 | Other | Grand Total |
|-----------------------|--------------------|--------------------|--------------------|--------------------|-------------------|--------------------|-------------------|----------------------|
| Grand Total | 146,061,044 | 304,455,376 | 318,181,810 | 140,972,733 | 28,285,506 | 127,816,236 | 40,087,711 | 1,105,860,416 |